



# Phonics Level 3

# Learning at Home

# Activity Booklet



# Level 3 Letter Formation

Start from the green arrow and finish on the red dot to help practise forming the letters correctly. You can laminate this sheet and use a dry wipe pen to use it again and again.



# I Spy and Read

zip

web

six





sheep

ring




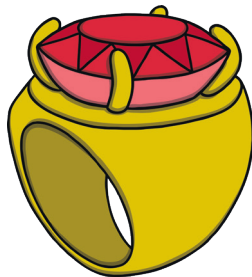

rain

goat

light



6



moon

jar

fork

cow

coin


ear

ladder

chair

# Say It, Join It, Write It

Look at the picture. Say the word. Join the letters to build the word then write the word in the boxes.




m e p  
z i r



n a t  
j e zz




l ee g  
sh u p



d ai o  
t s l





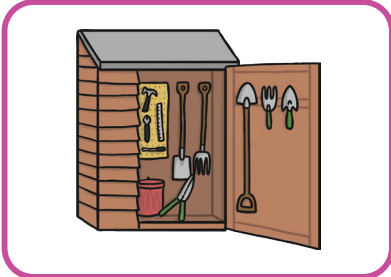

b ear p  
d a d



f or r  
n i k

# Level 3 Read and Match

Read the captions and match them to the correct picture.



**fish and chips**

**tools  
in the shed**

**ships  
in the port**

**goats in  
the farmyard**

**an owl  
hooting at  
night**

**six silver coins**

# Level 3 Tricky Words Word Search

q t f g c j o y  
m h s n q m y y  
v e q f h e r o  
e y p s b t f u  
t c j h e m w h  
n a q e n e e w  
w r a l l p w r  
o e d w a s s q

he me they  
she was her  
we my all  
be you are

# Level 3 GPC and Mnemonic Flashcards

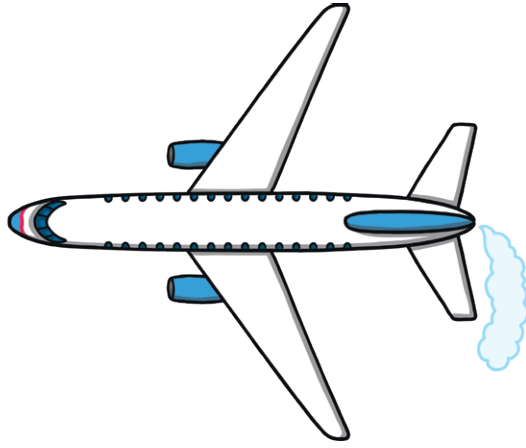
## Instructions:

- 1 Cut the cards and fold them in half so that the GPC is on one side and the mnemonic is on the other.
- 2 Laminate the cards if you can.
- 3 Use the cards to help practise identifying the GPCs. Ask children to say the sound and then turn them over to check the mnemonic to see if it is correct.

## Ideas for Activities:


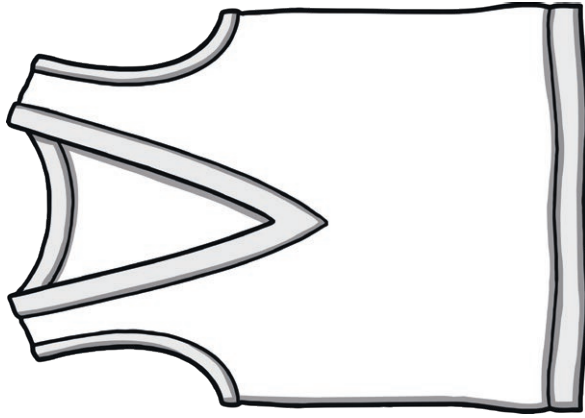
- Practise letter recognition by saying the phoneme and then turning over the card to check if it is correct.
- Copy the graphemes to practise letter formation.
- Put the cards together to spell out words.
- Bury the words in sand and let children find and dig them out.

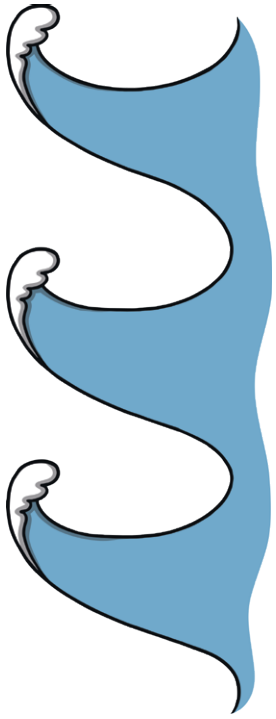




ij

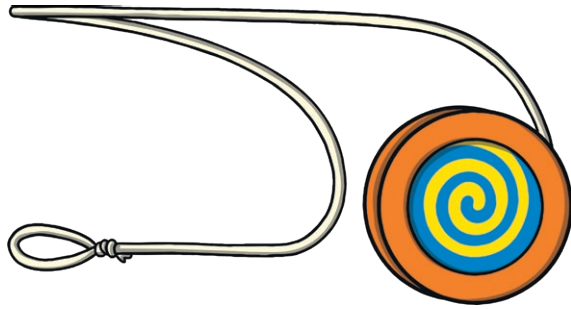







**W**

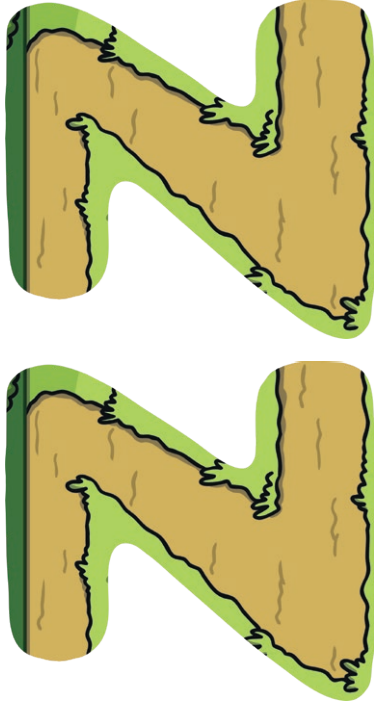




یو




**N**



**ZZ**




qu




ch







sh




tlr




tlr



ng




ili



ee




igih




oo







oo




oo




air



or




ur



ow




io

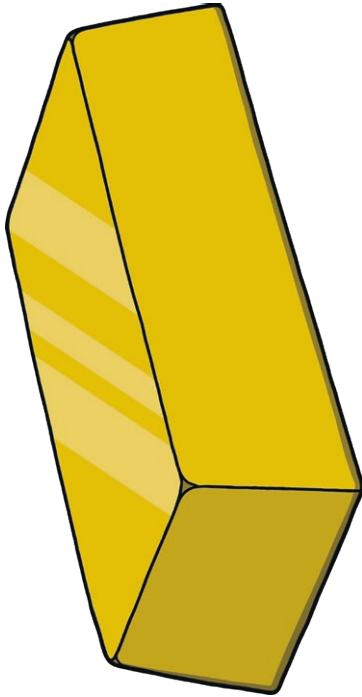


ear

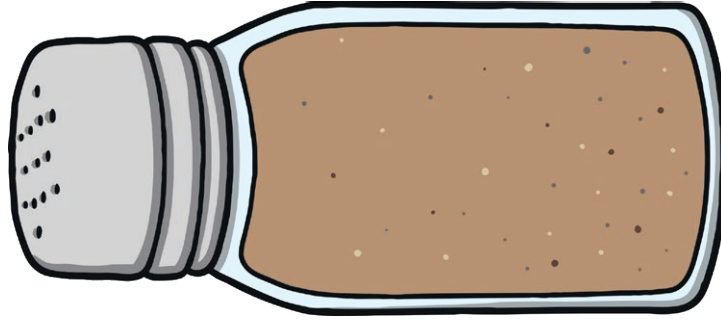




chair



ure



er

# Level 3 Tricky Words Word Search Answers

q	t	f	g	c	j	o	y
m	h	s	n	q	<del>m</del>	<del>y</del>	y
v	e	q	f	h	<del>e</del>	<del>r</del>	o
e	y	p	s	b	t	f	u
t	c	j	<del>h</del>	<del>e</del>	m	w	h
n	a	q	e	n	e	<del>e</del>	w
w	r	<del>a</del>	<del>t</del>	<del>t</del>	p	w	r
o	e	d	w	<del>a</del>	<del>s</del>	s	q

he

me

they

she

was

her

we

my

all

be

you

are